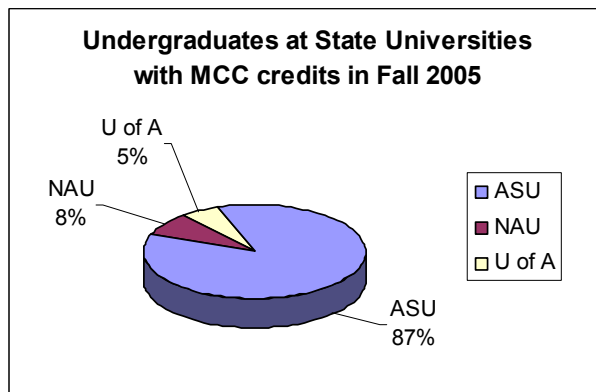


## Transfer Students from Mesa Community College Attending Arizona Public Universities Undergraduate, New Transfer and Graduating Students

### BACKGROUND

Mesa Community College is a comprehensive two-year institution that offers more than 100 academic, career, certificate, and personal interest programs. Preparation for transfer is one of the primary reasons many students attend the college. Transfer was cited as the reason for attendance by 63% of the 27,179 students enrolled at the college in fall 2006.

Students who transfer from Mesa Community College to one of the three universities within the state system are tracked using the Arizona State System for Information on Student Transfer (ASSIST). Students who transfer out of the state system are not included in this report.

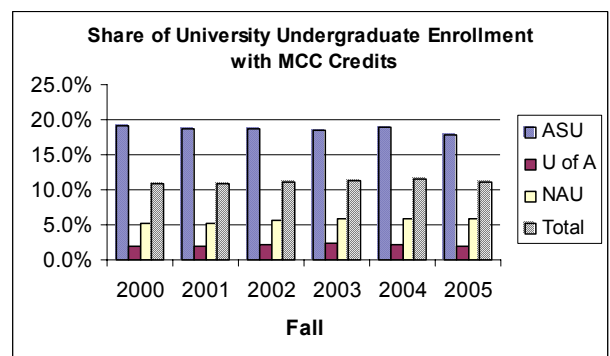


Arizona State University is located within ten miles of the Dobson and Southern Campus of Mesa Community College. Of the 10,057 former MCC students who enrolled as an undergraduate at a state university in fall 2005, 87% attended ASU; 8% attended Northern Arizona University in Flagstaff; 5% enrolled at the University of Arizona in Tucson.

### ARIZONA PUBLIC UNIVERSITIES

#### Undergraduate Enrollment of MCC Students

- Overall, 10,057 former MCC students attended Arizona's three state universities as of fall 2005.
- As of fall 2005, 48% of the undergraduate students who had transferred MCC credits were Seniors, 34% were Juniors, 13% were Sophomores and 5% were Freshman.
- Since fall 2000 the share of MCC students of the total undergraduate enrollment has remained relatively stable. The share of students at ASU has decreased slightly from 19% in 2000 to 18% in 2005.



#### Undergraduate Areas of Interest

University undergraduates who transferred MCC credits are pursuing a variety of academic interests. The top areas of interest across all universities as of fall 2005 are listed in the table which follows.

Business, education, engineering, interdisciplinary studies, communication and biological and biomedical sciences rank highest among declared areas of interest for undergraduates.

Category of Major Area of Interest Undergraduate University Students with MCC Credits		
Area of Interest	Students	%
Business, Management, Marketing and Related Support Services	1,592	16%
Education	1,272	13%
Engineering	757	8%
Multi/Interdisciplinary Studies	705	7%
Communication, Journalism, and Related Programs	650	7%
Biological and Biomedical Sciences	638	7%
Social Sciences	493	5%
Health Professions and Related Clinical Sciences	482	5%
Visual and Performing Arts	450	5%
Psychology	448	5%
Parks, Recreation, Leisure and Fitness Studies	373	4%
Security and Protective Services	295	3%
All Other Areas	1,582	16%
Total students with a declared area of interest	9,737	100%

\*Areas of Interest are categorized by standard Classification of Instructional Program Codes.

### New Transfer Students

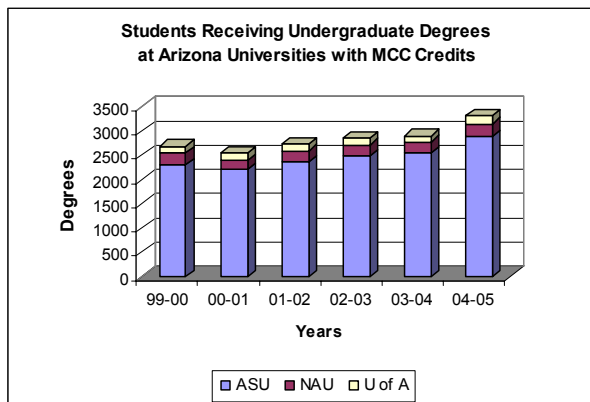
In fall 2005, 1,922 new transfer/new freshman students enrolled at a state university with transfer credits from Mesa Community College.

- 41% percent of the students had transferred at least 35 credit hours.
- 37% of new transfer students had transferred 12 or fewer hours and 22% had between 13 and 34 credits hours.
- On average, students transferred 29 hours.
- 78% of the new transfer students were sophomore level or higher.

### Success After Transfer

In the 2004-05 year, 3,316 former MCC students received an undergraduate degree from a state university.

- The number of students with MCC credits receiving undergraduate degrees from a state university has shown a 23% increase over the past five years, from 2,479 in 1998-99 to 3,316 in 2004-05.



### MCC STUDENTS AT ASU

Due to MCC’s close proximity, many students transfer to ASU from MCC. The following section focuses on these students.

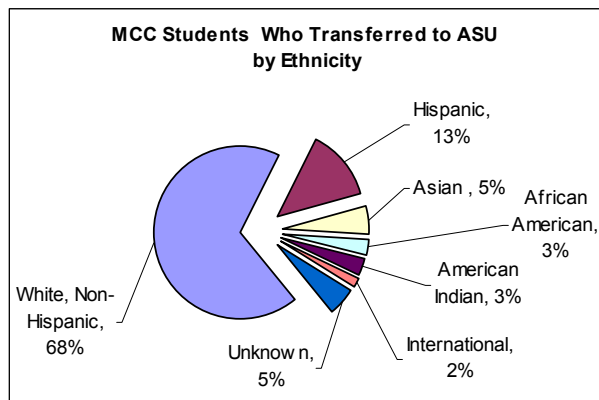
Transfer data for 2005 shows that:

- **29%** of the new transfer students at ASU had transferred credits from MCC.
- **18%** of the total ASU undergraduate population had transferred credits from MCC.
- **30%** of the ASU graduates receiving undergraduate degrees had transferred credits from MCC.

Students with MCC Transfer Credits at Arizona State University			
Fall 2005	Total ASU*	Students with MCC transfer credits.	
	#	#	%
New Transfer Enrollment at ASU	5,395	1,572	29%
Undergraduate ASU Enrollment	48,955	8,716	18%
ASU Bachelor Degree Recipients 04-05	9,729	2,930	30%

\*Source: ASU Office of Institutional Analysis

- The ethnicity of undergraduates with MCC credits is similar to the percent of total undergraduate enrollment by ethnicity at ASU.



- 88% of this new student cohort successfully continued their studies at the university in the subsequent school year.
- 91% of this new student cohort who had received a degree or certificate from MCC successfully continued their studies at the university in the subsequent school year.

	Total MCC Transferred 2003-04	Persisted* 2004-05	Percent Persisted
Received MCC Degree/Cert/AGEC	420	381	91%
No MCC Degree/Cert/AGEC	1,159	1,004	87%
Total Students	1,579	1,385	88%

\*Students who persisted successfully completed university courses in the subsequent academic year (2004-05).

**Success After Transfer:  
ASU Cohort with 12 or More Hours**

A cohort of new ASU students who had transferred at least 12 hours from MCC in 2003-2004 was followed for a year.

- During their first year at ASU this cohort of MCC transfer students had on average completed 21 credit hours and earned an overall GPA of 3.0.
- The GPA of students who had completed an MCC degree or certificate is 3.2 compared to 2.9 for students who did not.

**SUMMARY**

One important role of Mesa Community College is to prepare students for transfer. More than half of the students enrolled attend the college in order to earn transferable credits.

The tables on page 4 provide details of a six year trend in undergraduate enrollment, new transfer students and undergraduates receiving a degree at the three state universities.

ASU is the largest transfer institution; the largest contingent of former MCC students attends the Tempe campus of ASU. Since 2000 the number of former MCC students attending the Polytechnic campus has more than doubled.

There has been growth over time in the number of former MCC students enrolling and graduating at all universities.

	Total MCC Transferred 2003-04	Cumulative University GPA	Average First Year University Credit Hours
Received MCC Degree/Cert/AGEC	420	3.20	28
No MCC Degree/Cert/AGEC	1,159	2.93	19
Total Students	1,579	3.00	21

- The first year cumulative university GPA for the transfer cohort increased as the number of hours transferred increased.

Undergraduate Enrollment of Students with MCC Transfer Credits at Arizona Universities								
University		Fall 1999	Fall 2000	Fall 2001	Fall 2002	Fall 2003	Fall 2004	Fall 2005
Arizona State University	Polytechnic		344	507	703	818	953	935
	Tempe	7,198	6,803	6,843	7,051	7,305	7,619	7,502
	West	174	195	212	243	259	251	279
	Total	7,372	7,342	7,562	7,997	8,382	8,823	8,716
Northern Arizona University		715	714	727	755	772	772	789
University of Arizona		563	513	534	607	656	643	552
<b>Total</b>		8,650	8,569	8,823	9,359	9,810	10,238	10,057

New Students Transferring to Arizona Universities with Transfer Credits from Mesa Community College								
University		Fall 1999	Fall 2000	Fall 2001	Fall 2002	Fall 2003	Fall 2004	Fall 2005
Arizona State University	Polytechnic		60	110	145	185	217	185
	Tempe	1,264	1,187	1,181	1,345	1,364	1,339	1,334
	West	39	38	32	62	48	52	53
	Total	1,303	1,285	1,323	1,552	1,597	1,608	1,572
Northern Arizona University		152	181	170	189	175	184	211
University of Arizona		120	109	107	137	149	155	139
<b>Total</b>		1,575	1,575	1,600	1,878	1,921	1,947	1,922

Student Receiving Undergraduate Degrees at Arizona Universities with Mesa Community College Transfer Credits								
University		1998-1999	1999-2000	2000-2001	2001-2002	2002-2003	2003-2004	2004-2005
Arizona State University	Polytechnic		51	134	157	251	306	350
	Tempe	2,072	2,203	2,013	2,134	2,146	2,162	2,449
	West	47	62	64	85	83	89	94
	Total*	2,119	2,316	2,210	2,376	2,480	2,552	2,891
Northern Arizona University		216	225	197	224	242	232	262
University of Arizona		144	150	149	133	140	123	163
<b>Total</b>		2,479	2,691	2,556	2,733	2,862	2,907	3,316

\*Unduplicated

Source: Assist Data Warehouse, August 2006.