



Top MCC Feeder High School Districts 2008 Trends Report

***A report on trends in enrollment and graduates from the high school districts
with the most students attending MCC.***

Fall 2008



TABLE OF CONTENTS

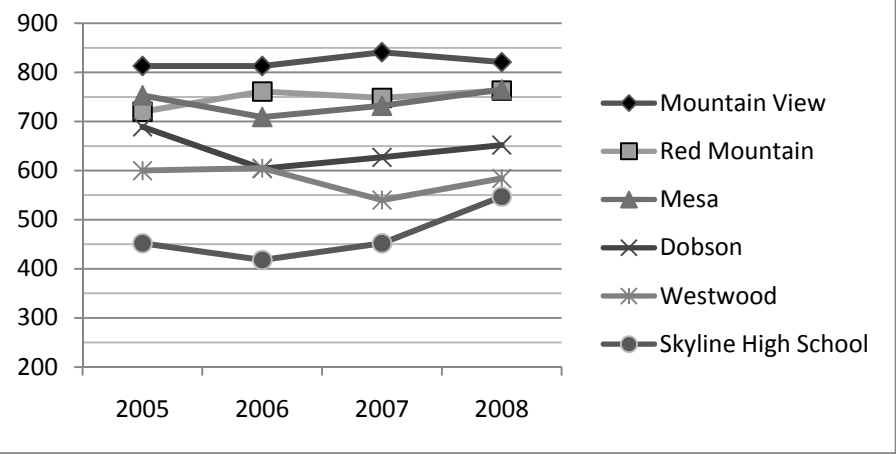
HIGH SCHOOL GRADUATES FROM TOP FEEDER DISTRICTS 1
HIGH SCHOOL GRADUATES ATTENDING MCC..... 3
MCC TOP 4 FEEDER DISTRICTS ENROLLMENT TRENDS..... 6

High School Graduates From Top Feeder Districts

Source: 2005 High school graduate data provided by districts/high schools. 2006-2008 data provided by AZDOE.

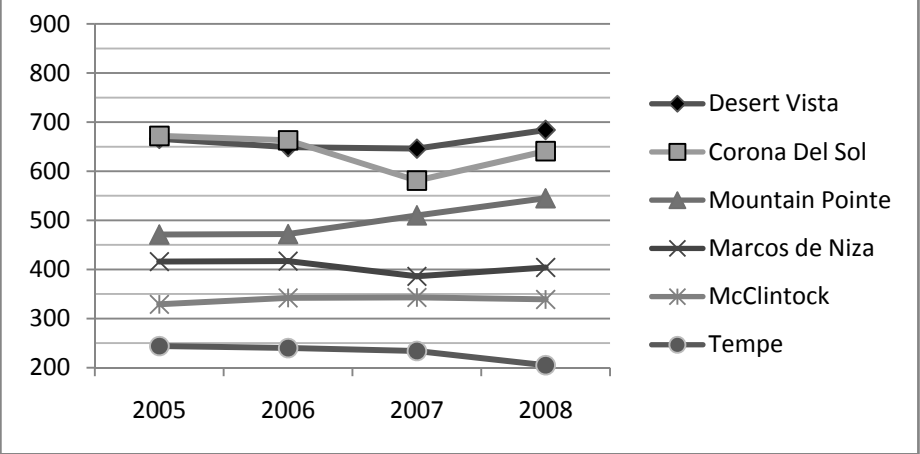
Mesa Unified

High Schools Ranked by Number of Students Graduating in 2008	2005 HS Graduates	2006 HS Graduates	2007 HS Graduates	2008 HS Graduates
Mountain View	813	813	841	821
Red Mountain	720	761	748	763
Mesa	753	709	732	765
Dobson	689	604	627	652
Westwood	600	605	540	584
Skyline High School	452	418	452	547
East Valley Academy	81	92	84	95
District Total	4,108	4,002	4,024	4,227



Tempe Union

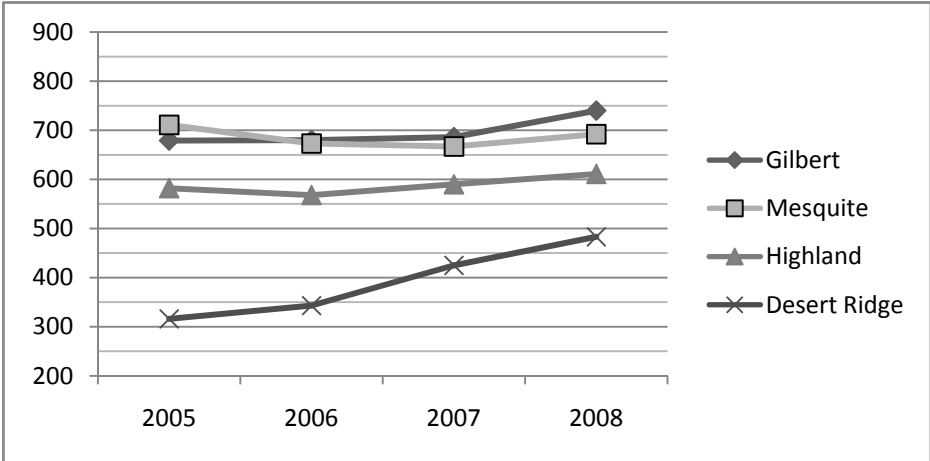
High Schools Ranked by Number of Students Graduating in 2008	2005 HS Graduates	2006 HS Graduates	2007 HS Graduates	2008 HS Graduates
Desert Vista	666	649	646	684
Corona Del Sol	672	663	581	641
Mountain Pointe	471	472	510	545
Marcos de Niza	416	417	386	404
McClintock	329	342	343	339
Tempe	244	240	234	205
Compadre	63	70	62	76
District Total	2,861	2,853	2,762	2,894



Gilbert Unified

High Schools Ranked by Number of Students Graduating in 2008	2005 HS Graduates	2006 HS Graduates	2007 HS Graduates	2008 HS Graduates
Gilbert	679	680	686	740
Mesquite	711	673	667	692
Highland	582	568	590	611
Desert Ridge	316	343	425	483
Tech Leader Academy	1	10	26	*
ACE/Gilbert Learning Center	*	34	53	39
District Total	2,289	2,308	2,447	2,565

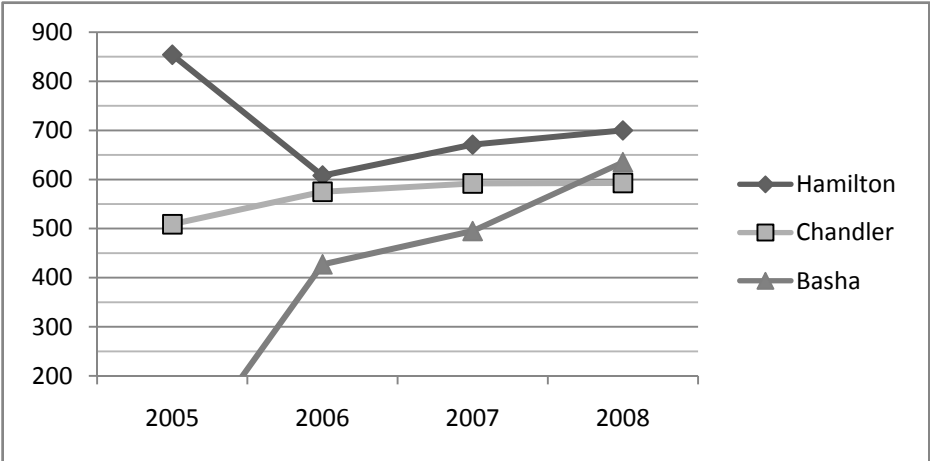
*Data not available



Chandler Unified

High Schools Ranked by Number of Students Graduating in 2008	2005 HS Graduates	2006 HS Graduates	2007 HS Graduates	2008 HS Graduates
Hamilton	854	608	671	700
Chandler	509	575	592	593
Basha	*	427	495	635
District Total	1,363	1,610	1,758	1,928

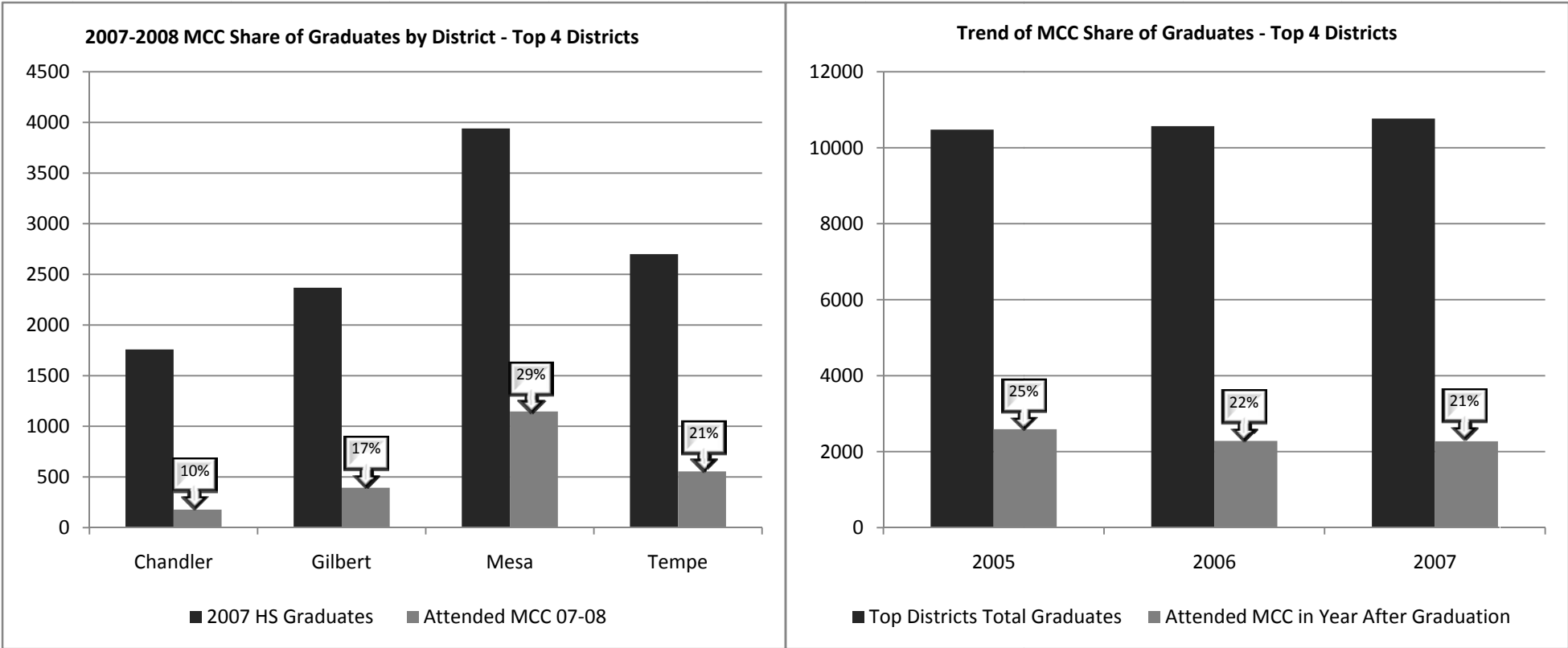
*Data not available



Note: Data for Basha High School was not available in 2005.

High School Graduates Attending MCC

Share of High School Graduates Attending MCC - Top 4 Districts



**Six Year Trend in the Number of New High School Graduates Attending
Mesa Community College by High School**

- More than 3,100 students who graduated from all Arizona high schools in 2007 enrolled at MCC in the 2007-2008 academic year.
- Mesa, Gilbert, Tempe, and Chandler school districts contributed the largest number of recent high school graduates who attended MCC during the 2007-2008 academic year.

High Schools	District	Graduated HS 2002; Attended MCC 02-03	Graduated HS 2003; Attended MCC 03-04	Graduated HS 2004; Attended MCC 04-05	Graduated HS 2005; Attended MCC 05-06	Graduated HS 2006; Attended MCC 06-07	Graduated HS 2007; Attended MCC 07-08
Red Mountain	Mesa Unified	269	246	239	260	232	252
Mountain View	Mesa Unified	291	287	299	264	229	241
Dobson	Mesa Unified	220	235	248	228	187	201
Mesa	Mesa Unified	225	244	235	199	179	177
Skyline	Mesa Unified	133	134	161	144	104	141
Westwood	Mesa Unified	154	156	180	184	176	134
Corona Del Sol	Tempe Union	154	160	128	155	124	129
Highland	Gilbert Unified	154	176	146	139	116	114
McClintock	Tempe Union	101	94	114	83	100	110
Mesquite	Gilbert Unified	121	136	140	150	128	105
Mountain Pointe	Tempe Union	101	100	103	95	65	104
Desert Ridge	Gilbert Unified	-	-	44	70	89	100
Marcos de Niza	Tempe Union	107	115	122	126	117	89
Chandler	Chandler Unified	66	95	83	84	85	87
Desert Vista	Tempe Union	93	108	120	104	102	74
Gilbert	Gilbert Unified	149	114	146	143	100	74
Hamilton	Chandler Unified	75	75	80	96	90	61
Tempe	Tempe Union	57	53	56	66	35	49
Basha	Chandler Unified	-	-	-	-	24	30
Apache Junction	Apache Unified	39	40	34	43	28	22
Sub-total		2,509	2,568	2,678	2,590	2,310	2,294
Other schools		637	703	806	802	834	847
Grand Total: Arizona High Schools		3,146	3,271	3,484	3,392	3,144	3,141

- Data Not Available

Trends in Share of High School Graduates Attending MCC

- While the total number of graduates from the top MCC feeder high schools has increased slightly over the past three years, MCC's overall share of graduates from these schools has decreased from 25% to 21% in the same period.
- Overall, 21% of the 2007 graduates from the top feeder schools attended MCC in the subsequent year. When compared to the previous year, the share of the graduating class enrolled at MCC declined at nine high schools, increased at nine high schools and remained the same at two high schools.

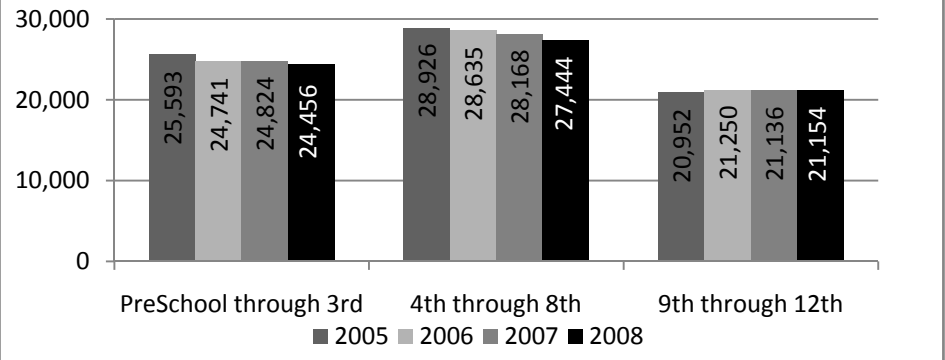
High Schools Ranked by Percent of Students Attending MCC in 2007-2008	District	2005 HS Graduates	2006 HS Graduates	2007 HS Graduates	Graduated HS 2005; Attended MCC 05-06	Graduated HS 2006; Attended MCC 06-07	Graduated HS 2007; Attended MCC 07-08	Percent Attended		
								Graduated HS 2005; Attended MCC 05-06	Graduated HS 2006; Attended MCC 06-07	Graduated HS 2007; Attended MCC 07-08
Red Mountain	Mesa Unified	720	761	748	260	229	252	36%	30%	34%
McClintock	Tempe Union	329	342	343	83	85	110	25%	25%	32%
Dobson	Mesa Unified	689	604	627	228	187	201	33%	31%	32%
Skyline	Mesa Unified	452	418	452	144	117	141	32%	28%	31%
Mountain View	Mesa Unified	813	813	841	264	232	241	32%	29%	29%
Westwood	Mesa Unified	600	605	540	184	176	134	31%	29%	25%
Mesa	Mesa Unified	753	709	732	199	179	177	26%	25%	24%
Desert Ridge	Gilbert Unified	316	343	425	70	65	100	22%	19%	24%
Marcos de Niza	Tempe Union	416	417	386	126	102	89	30%	24%	23%
Corona Del Sol	Tempe Union	672	663	581	155	128	129	23%	19%	22%
Tempe	Tempe Union	244	240	234	66	35	49	27%	15%	21%
Mountain Pointe	Tempe Union	471	472	510	95	90	104	20%	19%	20%
Highland	Gilbert Unified	582	568	590	139	104	114	24%	18%	19%
Mesquite	Gilbert Unified	711	673	667	150	124	105	21%	18%	16%
Chandler	Chandler Unified	509	575	592	84	89	87	17%	15%	15%
Desert Vista	Tempe Union	666	649	646	104	100	74	16%	15%	11%
Gilbert	Gilbert Unified	679	680	686	143	116	74	21%	17%	11%
Hamilton	Chandler Unified	854	608	671	96	100	61	11%	16%	9%
Apache Junction	Apache Unified	250	230	259	43	28	22	17%	12%	8%
Basha	Chandler Unified	*	427	495	*	24	30	*	6%	6%
Total of Top High Schools		10,726	10,797	11,025	2,633	2,310	2,294	25%	21%	21%

*Data not available

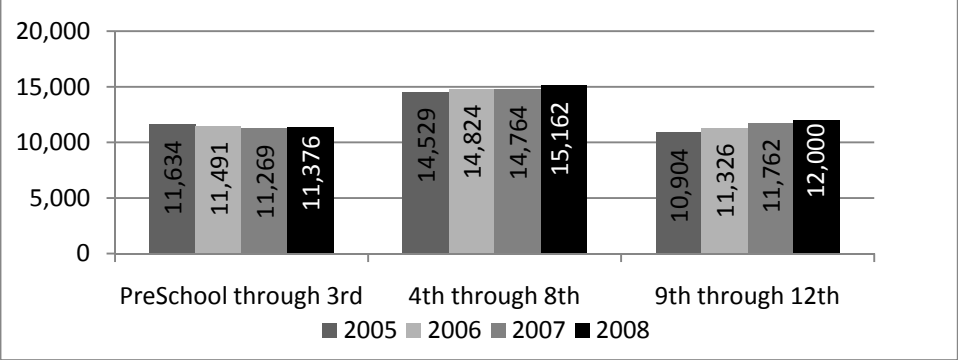
Source: 2005 High school graduate data provided by districts/high schools. 2006-2007 data provided by AZDOE.

MCC Top 4 Feeder Districts Enrollment Trends

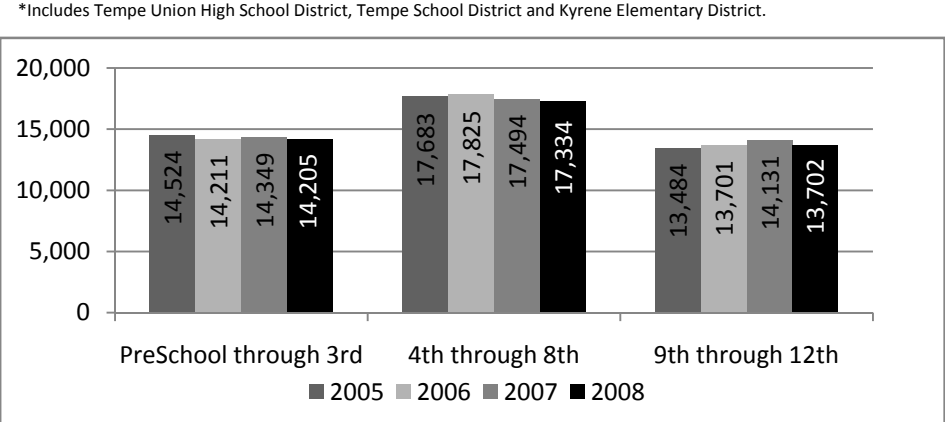
Mesa Unified District Enrollment					
Grades	2005	2006	2007	2008	% Change 07-08
PreSchool through 3rd	25,593	24,741	24,824	24,456	-1.5%
4th through 8th	28,926	28,635	28,168	27,444	-2.6%
9th through 12th	20,952	21,250	21,136	21,154	0.1%
Total	75,471	74,626	74,128	73,054	-1.4%



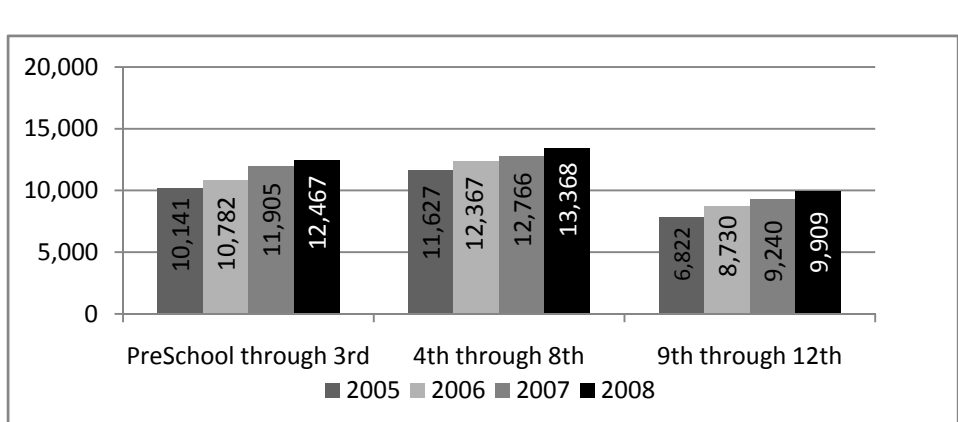
Gilbert Unified District Enrollment					
Grades	2005	2006	2007	2008	% Change 07-08
PreSchool through 3rd	11,634	11,491	11,269	11,376	0.9%
4th through 8th	14,529	14,824	14,764	15,162	2.7%
9th through 12th	10,904	11,326	11,762	12,000	2.0%
Total	37,067	37,641	37,795	38,538	2.0%



Tempe School Districts* Enrollment					
Grades	2005	2006	2007	2008	% Change 07-08
PreSchool through 3rd	14,524	14,211	14,349	14,205	-1.0%
4th through 8th	17,683	17,825	17,494	17,334	-0.9%
9th through 12th	13,484	13,701	14,131	13,702	-3.0%
Total	45,691	45,737	45,974	45,241	-1.6%



Chandler Unified District Enrollment					
Grades	2005	2006	2007	2008	% Change 07-08
PreSchool through 3rd	10,141	10,782	11,905	12,467	4.7%
4th through 8th	11,627	12,367	12,766	13,368	4.7%
9th through 12th	7,810	8,730	9,240	9,909	7.2%
Total	29,578	31,879	33,911	35,744	5.4%



*Includes Tempe Union High School District, Tempe School District and Kyrene Elementary District.

MCC Top 4 Feeder Districts Percent Change in Enrollment 2007-2008

